

# GTL

## UNIVERSAL TOUCHLESS ARM

The GTL TOUCHLESS arm series is the most advanced solution for the extraction of the exhaust gases produced by all types of vehicles, regardless of the size and position of the exhaust pipes.

The GTL TOUCHLESS arms can be tailored to serve a specific work bay (stationary version for wall or high level mounting) or to cover multiple working bays (sliding track version).

This solution is universal and eliminates the need of different adaptors or specialist nozzles for different exhaust pipes.



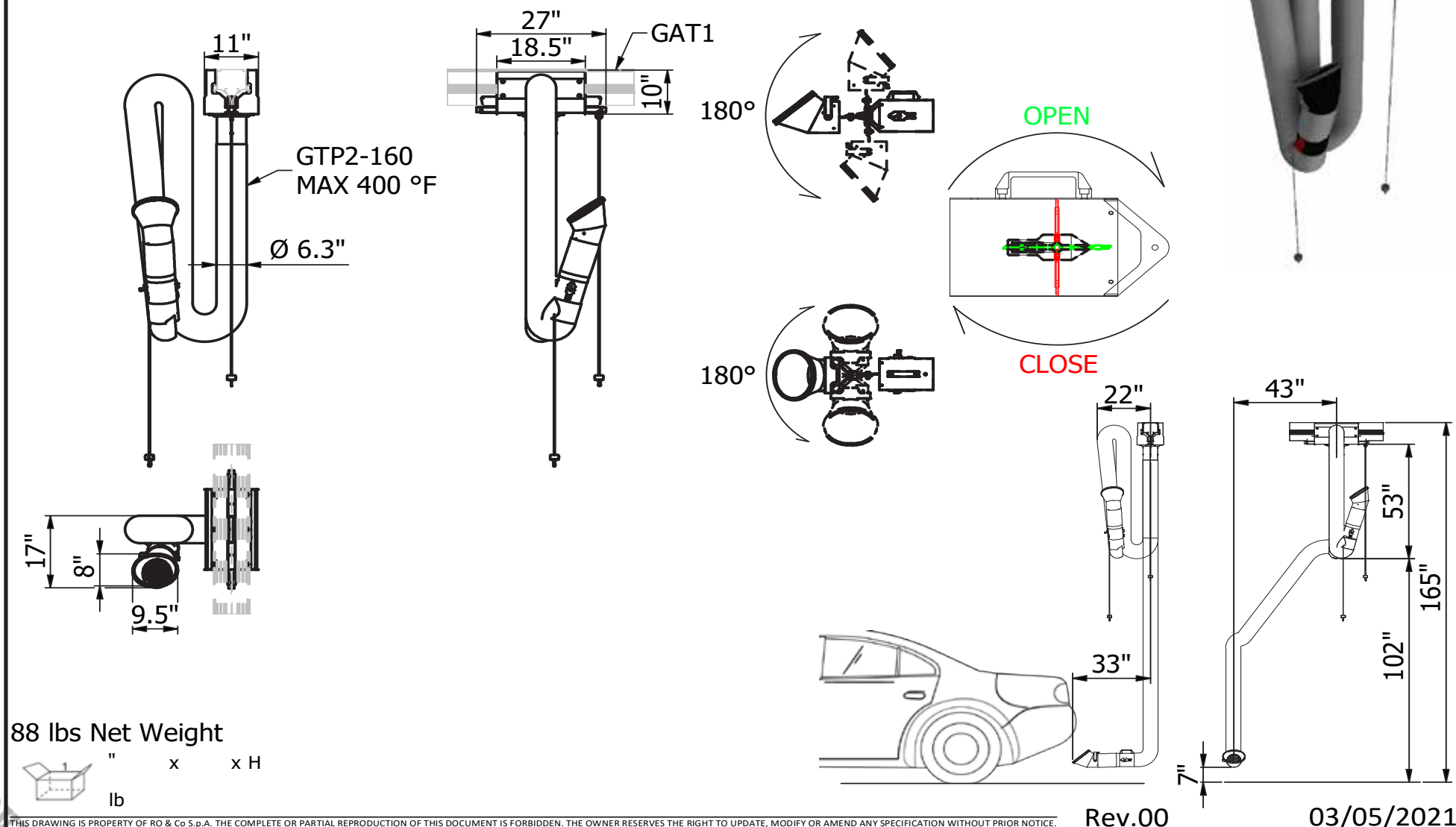




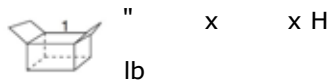
A brand of RO & Co S.p.A.  
(U.S. BRANCH)  
601 Brickell Key Drive  
Miami, Florida 33131, USA  
Tel. +1 305 (705) 5017  
sales@worky-america.com

www.worky-italy.com

## GTL160 - technical datasheet



88 lbs Net Weight



THIS DRAWING IS PROPERTY OF RO & Co S.p.A. THE COMPLETE OR PARTIAL REPRODUCTION OF THIS DOCUMENT IS FORBIDDEN. THE OWNER RESERVES THE RIGHT TO UPDATE, MODIFY OR AMEND ANY SPECIFICATION WITHOUT PRIOR NOTICE.

Rev.00

03/05/2021









## GTL-160



TOUCHLESS arm complete with sliding trolley with fully open flow section for the extraction of exhaust gases of cars and trucks.

GTL-160	Ø	MAX cfm	L.	MAX Temp.	GAT
GTL-160	6.3"	800 cfm	14.8'	400°F	GAT1-R
GTL2-160	6.3"	800 cfm	14.8'	400°F	GAT2-R

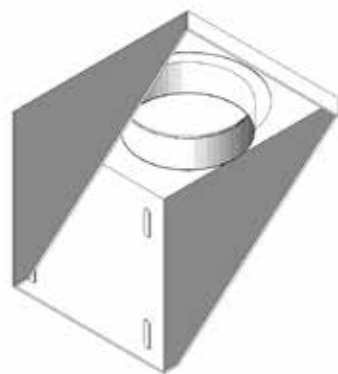
## GTL-A



Self-supporting TOUCHLESS arm, 14.8' long, with tight dumper, flexible hose resistant up to 400°F, 360° rotating swivel, and inner supporting structure.

GTL-A	Ø	MAX cfm	L.	MAX Temp.	GAT
GTL-160-A	6.3"	800 cfm	14.8'	400°F	-

# GTL160A-WB



Wall bracket for GTL TOUCHLESS system. Hose connection diam. 6.3"

GTL-160A-WB	Applic.
GTL-160A-WB	GTL-160-A

# GTL160A-CB



Ceiling bracket for GTL TOUCHLESS system, suitable for both 5" and 6,3" versions. Hose connection diam. of 6,3".

GTL-160A-CB	Applic.
GTL-160A-CB	GTL-125-A / GTL-160-A

